



**ELEVADOR 2 COLUMNAS
 ELECTROMECHANICO**

- Maniobra de control 24 V
- Final de carrera altura máxima
- Transmisión mecánica con 2 motores independientes
- Conexión rápida cables a caja de control
- Doble tuerca de seguridad
- Microinterruptor de rotura de cables y final de carrera



**2 POST LIFT
 ELECTRO-MECHANICAL**

- Control operation 24 V
- Limit switch maximum height
- Mechanical transmission with 2 independent engines
- Quick cable connection to control box
- Double safety locking nut
- Limit switch for cable breakage and maximum height



**PONT ÉLEVATEUR À 2 COLONNES
 ÉLECTROMÉCANIQUE**

- Manœuvre de contrôle 24 V
- Interrupteur de fin de course
- Transmisión electromecánica a vec 2 motores
- Connexion rapide des câbles au boîtier de commande
- Double écrou de verrouillage de sécurité
- Interrupteur en cas de rupture de câbles et de fin de course

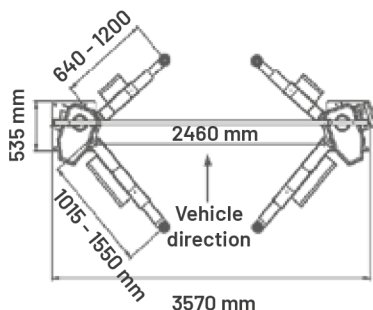
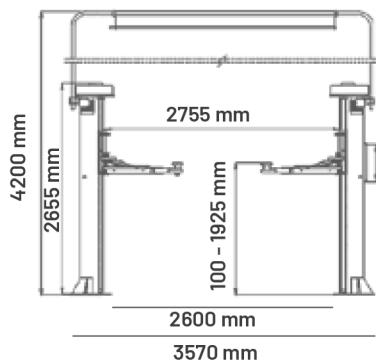


Optional adapter
 70/130 mm

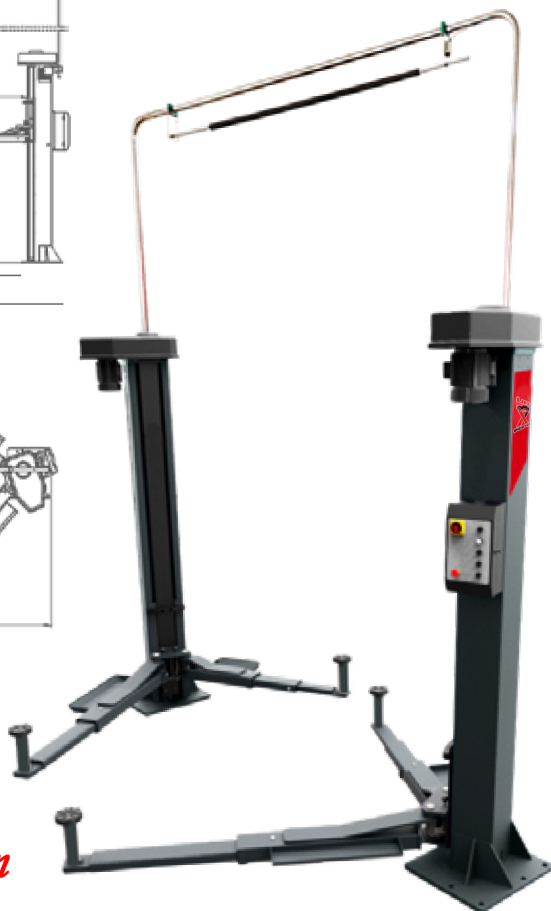
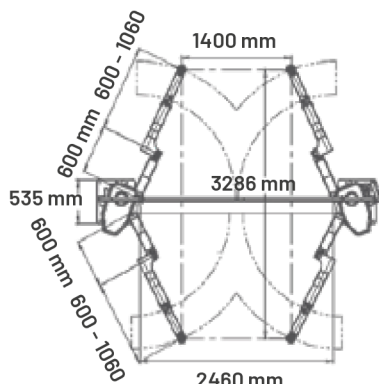
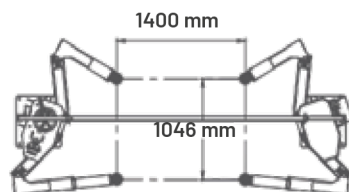
OPCIONAL - OPTIONAL - OPTIONNEL



DM4.0EM-EL
 4 BRAZOS ARTICULADOS EV
 4 ARTICULATED EV ARMS
 4 BRAS ARTICULÉS EV



*Inclus :
 Support extension
 DH1046-50*




4000 kg



4000 kg



3.6 kW (x2)



85 -
 1850 mm



400V/3ph/50Hz



4200 mm



835 kg



3570 mm